

## Pair Sum Labeling of Splitting, Shadow and Middle Graphs of Path Graphs

Eduard C. Taganap<sup>1,\*</sup>

<sup>1</sup>*Department of Mathematics and Physics, Central Luzon State University, Science City of Muñoz, Nueva Ecija, Philippines*

### Abstract

Let  $G$  be a finite, undirected and simple graph with  $p$  vertices and  $q$  edges. A pair sum labeling of  $G$  is an injective map  $f : V(G) \rightarrow \{\pm 1, \pm 2, \dots, \pm p\}$  such that the induced edge function,  $f_e : E(G) \rightarrow \mathbb{Z} - \{0\}$  defined by  $f_e(uv) = f(u) + f(v)$  is one-to-one and  $f_e(E(G))$  is either of the form  $\{\pm k_1, \pm k_2, \dots, \pm k_{\frac{q}{2}}\}$  or  $\{\pm k_1, \pm k_2, \dots, \pm k_{\frac{q-1}{2}}\} \cup \{k_{\frac{q+1}{2}}\}$  according as  $q$  is even or odd number. A graph with pair sum labeling will be referred to as a pair sum graph. Here, we show that the splitting graph, shadow graph, and middle graph of a path graph are pair sum graphs.

**Keywords:** pair sum graph; sum labeling; splitting graph; shadow graph; middle graph; path graph.

**2020 Mathematics Subject Classification:** 05C78.

### 1. Introduction

In graph theory, graph labeling remains to be an interest of study as it finds applications to the encryption and decryption process in cryptography (see [3, 10] and references therein). A graph labeling is an assignment of labels, usually represented by integers, to the vertices or edges (or both) of a graph, subject to certain conditions. In this work, we consider pair sum labeling of  $(p, q)$  graph  $G$  where  $G$  is finite, simple and undirected. We denote the vertex set and edge set of  $G$  as  $V(G)$  and  $E(G)$  respectively. In a  $(p, q)$  graph  $G$ , the number of elements of  $V(G)$  and  $E(G)$  are  $p$  and  $q$ , respectively.

A pair sum labeling of  $G$  is an injective map  $f : V(G) \rightarrow \{\pm 1, \pm 2, \dots, \pm p\}$  such that the induced edge function,  $f_e : E(G) \rightarrow \mathbb{Z} - \{0\}$  defined by  $f_e(uv) = f(u) + f(v)$  is one-to-one and  $f_e(E(G))$  is either of the form  $\{\pm k_1, \pm k_2, \dots, \pm k_{\frac{q}{2}}\}$  or  $\{\pm k_1, \pm k_2, \dots, \pm k_{\frac{q-1}{2}}\} \cup \{k_{\frac{q+1}{2}}\}$  according as  $q$  is even or odd number. A graph with a pair sum labeling is called *pair sum graph*.

Pair sum labeling had been introduced by Ponraj and Parthipan in [4]. They have also several works with Kala on this topic. In their series of work, they showed that the following are pair sum graphs:

- (1). On 2010, in [4, 6]: path  $P_n$ , cycle  $C_n$ , complete graph  $K_n$  for  $n \leq 4$ , star  $K_{1,n}$ , complete bipartite  $K_{2,n}$ , bistar  $B_{m,n}$ , subdivision graph  $S(K_{1,2})$  of  $K_{1,2}$ , and the combs  $P_n \odot K_1$  and  $P_n \odot (K_1 \cup K_1)$ , the union graphs  $K_{1,m} \cup K_{1,n}$ ,  $P_m \cup K_{1,n}$ ,  $C_m \cup C_n$ , the graph  $mK_n$  obtained from the union of  $m$  copies of  $K_n$

---

\*Corresponding author (eduardtaganap@clsu.edu.ph)

for  $n \leq 4$ , ladder graph  $L_n$ , quadrilateral snake  $Q_n$  for odd integer  $n$ , triangular snake  $T_n$ , and the crown  $C_n \odot K_1$ .

- (2). On 2011, in [5, 7]: some trees derive from stars and bistars, all the trees of order 9, the graph  $G \cup mK_1$  where  $G$  is a pair sum graph, all pair sum graphs of order at most 5.
- (3). On 2012, in [8, 9]: the graph  $P_n \times P_n$  for even  $n$ , the graph  $C_n \times P_2$  for even  $n$ , the graph  $L_n \odot K_1$ , the graph  $[C_m, P_n]$  obtained from two copies of  $C_m$  connected by the path  $P_n$ , the graph  $G$  where  $V(G) = V(C_n) \cup \{v\}$  and  $E(G) = E(C_n) \cup \{u_1v, u_3v\}$  ( $V(C_n) = \{u_1, u_2, \dots, u_n\}$ ), the graph  $G_n$  with vertex set  $V(G_n) = V(C_n) \cup \{v_i : 1 \leq i \leq n \text{ and } E(G_n) = E(C_n) \cup \{u_i v_i, u_{i(i+1) \bmod n} : 1 \leq i \leq n\}$ , and the graph  $G_n^*$  with vertex set  $V(G_n^*) = V(C_n) \cup \{v_i, w_i : 1 \leq i \leq n \text{ and } E(G_n^*) = E(C_n) \cup \{u_i v_i, u_i w_i v_i w_i : 1 \leq i \leq n\}$ , the dragon graph  $C_n @ P_m$  for even integer  $n$ , the graph  $K_n^c + 2K_2$ , the subdivision graph  $S(L_n)$  of ladder graph  $L_n$  of order  $n$ , and the subdivision graphs  $S(C_n K_1)$ ,  $S(P_n K_1)$ ,  $S(T_n)$ ,  $S(Q_n)$ .

These results were also documented in the survey on graph labeling in [1]. For standard terminology and notations we follow [2].

## 2. Preliminaries

Given a path graph  $P_n$  with vertices  $u_1, u_2, \dots, u_n$ , many graphs can be constructed from it by applying certain graph operations. We focus our attention to the splitting graph, shadow graph, and middle graph of  $P_n$ .

Let  $u$  be a vertex in  $P_n$ . The *open neighbourhood set*  $N(u)$  is the set of all vertices adjacent to  $u$  in  $P_n$ . The *splitting graph*  $S'(P_n)$  of graph  $P_n$  is obtained by adding a new vertex  $v$  corresponding to each vertex  $u$  of  $P_n$  such that  $N(u) = N(v)$ . Shown in Figure 1a is  $S'(P_9)$ , constructed from path graph  $P_9$  with vertices  $u_1, u_2, \dots, u_9$ . In the construction of  $S'(P_9)$ , the new vertex corresponding to  $u_5$  is  $v_5$ . Since  $u_5$  is adjacent to  $u_4$  and  $u_6$  in  $P_9$ ,  $v_5$  is also adjacent to  $u_4$  and  $u_6$  in  $S'(P_9)$ .

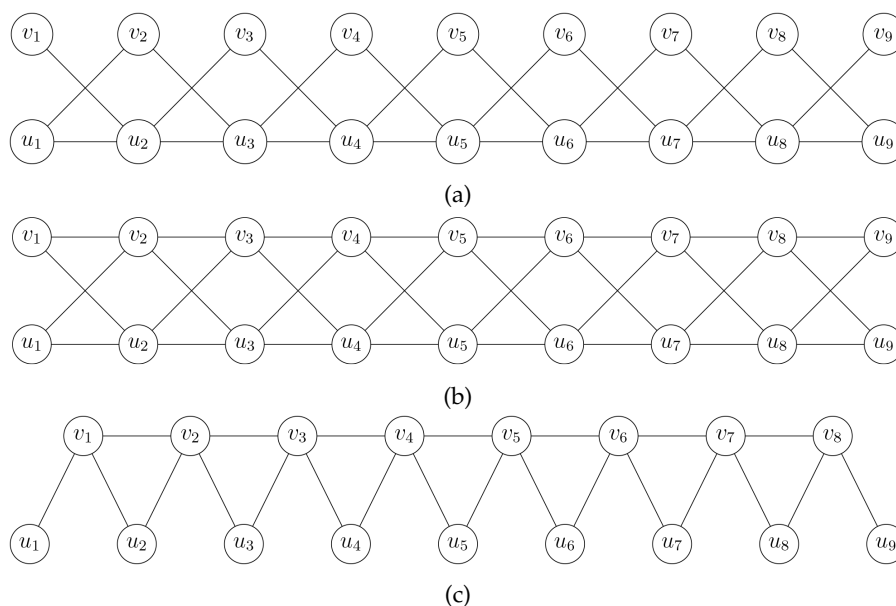


Figure 1: The (a) splitting graph  $S'(P_9)$ , (b) shadow graph  $D_2(P_9)$ , and (c) middle graph  $M(P_9)$

The *shadow graph*  $D_2(P_n)$  of  $P_n$  is obtained by taking two copies of  $P_n$ , namely  $P_n$  and  $P'_n$ , and joining each vertex  $u_i$  in  $P_n$  to the neighbours of corresponding vertex  $v_i$  in  $P'_n$ . The shadow graph  $D_2(P_9)$  is shown in Figure 1b where the vertices of  $P'_9$  are named  $v_1, v_2, \dots, v_9$ .

The *middle graph*  $M(P_n)$  of  $P_n$  is the graph whose vertex set is  $V(P_n) \cup E(P_n)$  and in which two vertices are adjacent whenever either they are adjacent edges of  $P_n$ , or one is a vertex of  $P_n$  and the other is an edge incident with it. The middle graph  $M(P_9)$  in Figure 1c is constructed from  $P_9$  with vertices  $u_1, u_2, \dots, u_9$ .

### 3. Main Results

In this section, we provide pair sum labelings of splitting, shadow and middle graphs of a path graph. Examples of these labelings are shown in Figures 2, 3 and 4.

**Theorem 3.1.** *The splitting graph  $S'(P_n)$  of path graph  $P_n$  is a pair sum graph.*

*Proof.* Let  $P_n$  be a path with  $V(P_n) = \{u_1, u_2, \dots, u_n\}$ . Consider the splitting graph  $S'(P_n)$  of  $P_n$ . Suppose  $V(S'(P_n)) = \{u_1, u_2, \dots, u_n, v_1, v_2, \dots, v_n\}$  and  $E(S'(P_n)) = \{u_a u_{a+1} : 1 \leq a \leq n - 1\} \cup \{u_b v_{b+1}, v_{b+1} u_{b+2} : 1 \leq b \leq n - 2\} \cup \{u_{n-1} v_n, v_n u_n\}$  (See Figure 1a).

When  $n = 1$ ,  $S'(P_1) \cong \bar{K}_2$  where  $\bar{K}_2$  is the empty graph on 2 vertices. When  $n = 2$ ,  $S'(P_2) \cong P_4$ , path of order 4. Thus, for  $n \in \{1, 2\}$ ,  $S'(P_n)$  is a pair sum graph.

Let  $n \geq 3$ . We have two cases.

*Case 1:* Suppose  $n \equiv 1 \pmod{2}$

Define the map  $f : V(S'(P_n)) \rightarrow \{\pm 1, \pm 2, \dots, \pm 2n\}$  as follows:

$$f(u_i) = \begin{cases} 1 - 2i & \text{if } i \equiv 1 \pmod{2}, 1 \leq i \leq n - 2 \\ 2n + 1 - 2i & \text{if } i \equiv 0 \pmod{2}, 2 \leq i \leq n - 1 \\ 1 & \text{if } i = n \end{cases}$$

and

$$f(v_i) = \begin{cases} -2n + 2 & \text{if } i = 1 \\ 1 - 2i & \text{if } i \equiv 0 \pmod{2}, 2 \leq i \leq n - 1 \\ 2n + 1 - 2i & \text{if } i \equiv 1 \pmod{2}, 3 \leq i \leq n - 2 \\ -2 & \text{if } i = n \end{cases}$$

Now,

$$\begin{aligned} f_e[E(S'(P_n))] &= \{2n - 4, 2n - 8, \dots, 2\} \cup \{-2, -6, \dots, 8 - 2n\} \cup \{4\} \\ &\cup \{-4, -12, \dots, 8 - 4n\} \cup \{4n - 8, 4n - 16, \dots, 12\} \cup \{1\} \\ &\cup \{-1\} \cup \{4n - 12, 4n - 20, \dots, 16, 8\} \cup \{-8, -16, -24, \dots, -4n + 12\} \cup \{4 - 2n\} \\ f_e[E(S'(P_n))] &= \{\pm 2, \pm 6, \dots, \pm(2n - 4)\} \cup \{\pm 8, \pm 16, \pm 24, \dots, \pm(4n - 12)\} \\ &\cup \{\pm 4, \pm 12, \dots, \pm(4n - 8)\} \cup \{\pm 1\} \end{aligned}$$

Thus  $f$  is a pair sum labeling of  $S'(P_n)$ .

Case 2: Suppose  $n \equiv 0 \pmod{2}$

Define the map  $f : V(S'(P_n)) \rightarrow \{\pm 1, \pm 2, \dots, \pm 2n\}$  as follows:

$$f(u_i) = \begin{cases} -1 - 2i & \text{if } i \equiv 1 \pmod{2}, 1 \leq i \leq n - 1 \\ 2n + 1 - 2i & \text{if } i \equiv 0 \pmod{2}, 2 \leq i \leq n - 2 \\ n - 2 & \text{if } i = n \end{cases}$$

and

$$f(v_i) = \begin{cases} 2n + 1 - 2i & \text{if } i \equiv 1 \pmod{2}, 1 \leq i \leq n - 1 \\ -1 - 2i & \text{if } i \equiv 0 \pmod{2}, 2 \leq i \leq n - 2 \\ 2n & \text{if } i = n \end{cases}$$

Now,

$$\begin{aligned} f_e[E(S'(P_n))] &= \{2n - 6, 2n - 10, \dots, 2\} \cup \{-2, -6, \dots, 6 - 2n\} \cup \{-n - 1\} \\ &\cup \{-8, -16, -24, \dots, -4n + 8\} \cup \{1\} \cup \{4n - 8, 4n - 16, \dots, 16, 8\} \\ &\cup \{4n - 4, 4n - 12, \dots, 12\} \cup \{n + 1\} \cup \{-12, -20, \dots, -4n + 4\} \\ f_e[E(S'(P_n))] &= \{\pm 2, \pm 6, \dots, \pm(2n - 6)\} \cup \{\pm(n + 1)\} \cup \{\pm 8, \pm 16, \pm 24, \dots, \pm(4n - 8)\} \\ &\cup \{\pm 12, \pm 20, \dots, \pm(4n - 4)\} \cup \{1\} \end{aligned}$$

Thus  $f$  is a pair sum labeling of  $S'(P_n)$ . □

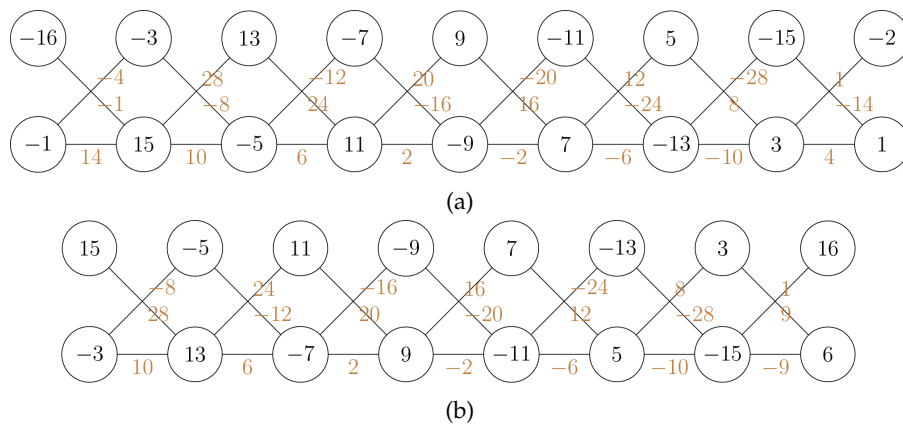


Figure 2: (a) Pair sum labeling of  $S'(P_9)$ , and (b) pair sum labeling of  $S'(P_8)$

**Theorem 3.2.** *The shadow graph  $D_2(P_n)$  of path graph  $P_n$  is a pair sum graph.*

*Proof.* Let  $P_n$  be a path with  $V(P_n) = \{u_1, u_2, \dots, u_n\}$ . Consider the shadow graph  $D_2(P_n)$  of  $P_n$ . Suppose  $V(D_2(P_n)) = \{u_1, u_2, \dots, u_n, v_1, v_2, \dots, v_n\}$  and  $E(D_2(P_n)) = \{u_a u_{a+1}, v_a v_{a+1} : 1 \leq a \leq n - 1\} \cup \{u_b v_{b+1}, v_{b+1} u_{b+2} : 1 \leq b \leq n - 2\} \cup \{u_{n-1} v_n, v_1 u_2\}$  (See Figure 1b).

For  $n \in \{1, 2\}$ ,  $D_2(P_1) \cong \bar{K}_2$  and  $D_2(P_2) \cong C_4$ , cycle of order 4. Thus, for  $n \in \{1, 2\}$ ,  $D_2(P_n)$  is a pair sum graph. Let  $n \geq 3$ . We have two cases.

Case 1: Suppose  $n \equiv 1 \pmod{2}$

Define the map  $f : V(D_2(P_n)) \rightarrow \{\pm 1, \pm 2, \dots, \pm 2n\}$  as follows:

$$f(u_i) = \begin{cases} \frac{3n-1}{2} - \frac{i-1}{2} & \text{if } i \equiv 1 \pmod{2}, 1 \leq i \leq n \\ -\frac{3n+3}{2} - \frac{i-2}{2} & \text{if } i \equiv 0 \pmod{2}, 2 \leq i \leq n-1 \end{cases}$$

and

$$f(v_i) = \begin{cases} -n - \frac{i-1}{2} & \text{if } i \equiv 1 \pmod{2}, 1 \leq i \leq n \\ 2n - \frac{i-2}{2} & \text{if } i \equiv 0 \pmod{2}, 2 \leq i \leq n-1 \end{cases}$$

Now,

$$\begin{aligned} f_e[E(D_2(P_n))] &= \{-2, -3, -4, \dots, -n\} \cup \{n, n-1, -n-2, \dots, 2\} \\ &\cup \left\{ \frac{7n-1}{2}, \frac{7n-5}{2}, \dots, \frac{5n+9}{2}, \frac{5n+5}{2} \right\} \\ &\cup \left\{ \frac{-5n-5}{2}, \frac{-5n-9}{2}, \dots, \frac{5-7n}{2}, \frac{1-7n}{2} \right\} \\ &\cup \left\{ \frac{-5n-3}{2}, \frac{-5n-7}{2}, \frac{-5n-11}{2}, \dots, \frac{-7n+3}{2} \right\} \\ &\cup \left\{ \frac{7n-3}{2}, \frac{7n-7}{2}, \dots, \frac{5n+7}{2}, \frac{5n+3}{2} \right\} \end{aligned}$$

Thus,  $f$  is a pair sum labeling of  $D_2(P_n)$ .

Case 2: Suppose  $n \equiv 0 \pmod{2}$

Define the map  $f : V(D_2(P_n)) \rightarrow \{\pm 1, \pm 2, \dots, \pm 2n\}$  as follows:

$$f(u_i) = \begin{cases} n - \frac{i-1}{2} & \text{if } i \equiv 1 \pmod{2}, 1 \leq i \leq n-1 \\ -2n + 3\left(\frac{i-2}{2}\right) & \text{if } i \equiv 0 \pmod{2}, 2 \leq i \leq n \end{cases}$$

and

$$f(v_i) = \begin{cases} -n + \frac{i-1}{2} & \text{if } i \equiv 1 \pmod{2}, 1 \leq i \leq n-1 \\ 2n - 3\left(\frac{i-2}{2}\right) & \text{if } i \equiv 0 \pmod{2}, 2 \leq i \leq n \end{cases}$$

We have

$$\begin{aligned} f_e[E(D_2(P_n))] &= \{-n, -n+2, -n+4, \dots, -2\} \cup \{-n-1, -n+1, -n+3, \dots, -5\} \\ &\cup \{n, n-2, n-4, \dots, 2\} \cup \{n+1, n-1, n-3, \dots, 5\} \\ &\cup \{3n, 3n-4, 3n-8, \dots, n+4\} \cup \{-3n+1, -3n+5, \dots, -n-7\} \\ &\cup \{-3n, -3n+4, -3n+8, \dots, -n-4\} \cup \{3n-1, 3n-5, \dots, n+7\} \end{aligned}$$

Thus  $f$  is a pair sum labeling of  $D_2(P_n)$ . □

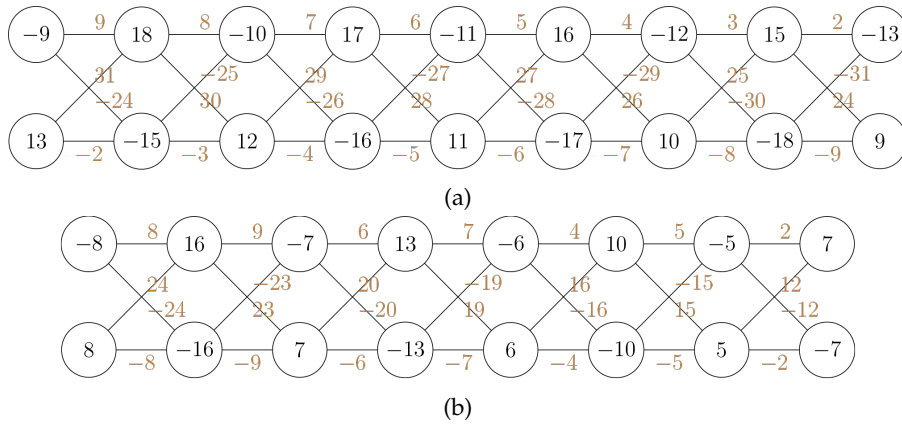


Figure 3: (a) Pair sum labeling of  $D_2(P_9)$ , and (b) pair sum labeling of  $D_2(P_8)$

**Theorem 3.3.** *The middle graph  $M(P_n)$  of path graph  $P_n$  is a pair sum graph.*

*Proof.* Let  $P_n$  be a path with  $V(P_n) = \{u_1, u_2, \dots, u_n\}$ . Consider the middle graph  $D_2(P_n)$  of  $P_n$ . Suppose  $V(D_2(P_n)) = \{u_1, u_2, \dots, u_n, v_1, v_2, \dots, v_{n-1}\}$  and  $E(D_2(P_n)) = \{v_a v_{a+1} : 1 \leq a \leq n - 2\} \cup \{u_b v_b, v_b u_{b+1} : 1 \leq b \leq n - 1\}$  (See Figure 1c).

When  $n = 1$ ,  $M(P_1) \cong \bar{K}_1$ , the empty graph on 1 vertex. When  $n = 2$ ,  $M(P_2) \cong P_3$ , path of order 3. Thus, for  $n \in \{1, 2\}$ ,  $M(P_n)$  is a pair sum graph. When  $n = 3$ ,  $M(P_2)$  is a simple graph with 5 vertices. In [7], Theorem 3.18, that  $M(P_2)$  is a pair sum graph. Let  $n \geq 4$ , we have the following cases.

*Case 1:* Suppose  $n \equiv 0 \pmod{2}$

Define the map  $f : V(M(P_n)) \rightarrow \{\pm 1, \pm 2, \dots, \pm(2n - 1)\}$  as follows:

$$f(u_i) = \begin{cases} \frac{-3n}{2} & \text{if } i = 1 \\ -5 - n + 2i & \text{if } 2 \leq i \leq \frac{n-2}{2} \\ 3 & \text{if } i = \frac{n}{2} \\ -5 & \text{if } i = \frac{n+2}{2} \\ 3 - n + 2i & \text{if } \frac{n+4}{2} \leq i \leq n - 1 \\ \frac{3n}{2} & \text{if } i = n \end{cases}$$

and

$$f(v_i) = \begin{cases} 1 & \text{if } i = \frac{n}{2} \\ 2i - n & \text{if } 1 \leq i \leq n - 1, i \neq \frac{n}{2} \end{cases}$$

We have

$$\begin{aligned} f_e[E(M(P_n))] &= \{6 - 2n, 10 - 2n, 14 - 2n, \dots, -6\} \cup \{-1, 3\} \cup \{6, 10, 14, \dots, 2n - 6\} \\ &\cup \left\{2 - \frac{5n}{2}\right\} \cup \{3 - 2n, 7 - 2n, 11 - 2n, \dots, -9\} \cup \{4, -3\} \cup \{11, 15, 19, \dots, 2n - 1\} \\ &\cup \{1 - 2n, 5 - 2n, 9 - 2n, \dots, -11\} \cup \{1, -4\} \cup \{9, 13, 17, \dots, 2n - 3\} \cup \left\{\frac{5n}{2} - 2\right\} \\ f_e[E(M(P_n))] &= \{\pm 1, \pm 3, \pm 4\} \cup \{\pm 6, \pm 10, \pm 14, \dots, \pm(2n - 6)\} \cup \{\pm 9, \pm 13, \pm 17, \dots, \pm(2n - 3)\} \end{aligned}$$

$$\cup \{\pm 11, \pm 15, \pm 19, \dots, \pm(2n - 1)\} \cup \left\{ \pm \left( \frac{5n}{2} - 2 \right) \right\}$$

Thus  $f$  is a pair sum labeling of  $M(P_n)$ .

Case 2: Suppose  $n \equiv 1 \pmod{4}$

Define the map  $f : V(M(P_n)) \rightarrow \{\pm 1, \pm 2, \dots, \pm(2n - 1)\}$  as follows:

$$f(u_i) = \begin{cases} 2n - 5 & \text{if } i = 1 \\ 2i - 2 & \text{if } 2 \leq i \leq \frac{n-1}{2} \\ -2n + 5 & \text{if } i = \frac{n+1}{2} \\ n + 1 - 2i & \text{if } \frac{n+3}{2} \leq i \leq n - 1 \\ -n & \text{if } i = n \end{cases}$$

and

$$f(v_i) = \begin{cases} 2i - 1 & \text{if } 1 \leq i \leq \frac{n-1}{2} \\ n - 2i & \text{if } \frac{n+1}{2} \leq i \leq n - 1 \end{cases}$$

We have

$$\begin{aligned} f_e[E(M(P_n))] &= \{4, 8, 12, \dots, 2n - 6\} \cup \{n - 3\} \cup \{-4, -8, -12, \dots, -2n + 6\} \\ &\cup \{2n - 4\} \cup \{5, 9, 13, \dots, 2n - 5\} \cup \{-2n + 4\} \cup \{-5, -9, -13, \dots, -2n + 5\} \cup \{-2n + 2\} \\ &\cup \{3, 7, 11, \dots, 2n - 7\} \cup \{-n + 3\} \cup \{-3, -7, -11, \dots, -2n + 7\} \\ f_e[E(M(P_n))] &= \{\pm 3, \pm 7, \pm 11, \dots, \pm(2n - 7)\} \cup \{\pm 4, \pm 8, \pm 12, \dots, \pm(2n - 6)\} \\ &\cup \{\pm 5, \pm 9, \pm 13, \dots, \pm(2n - 5)\} \cup \{\pm(n - 3)\} \cup \{\pm(2n - 4)\} \cup \{-2n + 2\} \end{aligned}$$

Thus  $f$  is a pair sum labeling of  $M(P_n)$ .

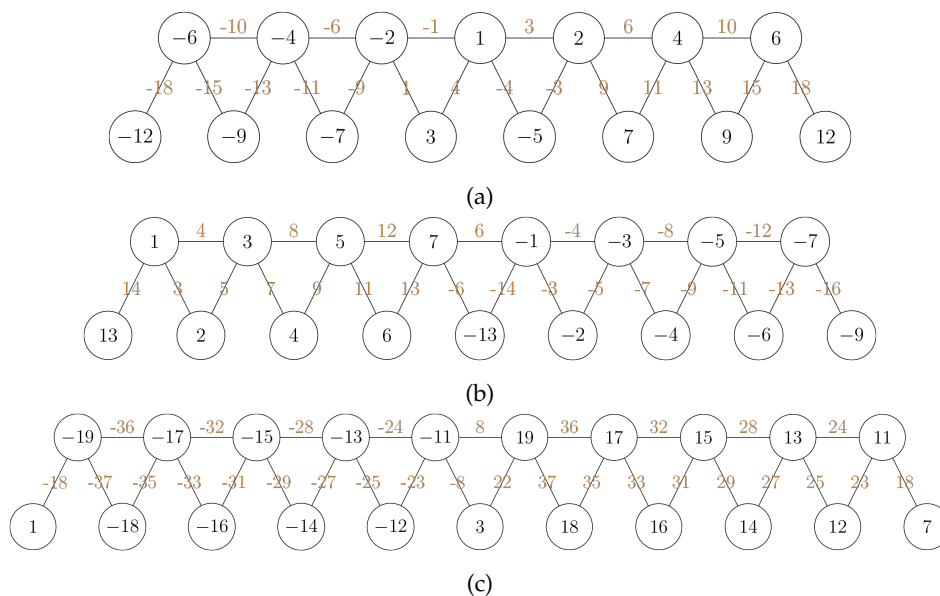


Figure 4: (a) Pair sum labeling of  $M(P_8)$ , (b) pair sum labeling of  $M(P_9)$ , and (c) pair sum labeling of  $M(P_{11})$

Case 3: Suppose  $n \equiv 3 \pmod{4}$

Define the map  $f : V(M(P_n)) \rightarrow \{\pm 1, \pm 2, \dots, \pm(2n - 1)\}$  as follows:

$$f(u_i) = \begin{cases} 1 & \text{if } i = 1 \\ -2n + 2i & \text{if } 2 \leq i \leq \frac{n-1}{2} \\ 3 & \text{if } i = \frac{n+1}{2} \\ 3n - 1 - 2i & \text{if } \frac{n+3}{2} \leq i \leq n - 1 \\ n - 4 & \text{if } i = n \end{cases}$$

and

$$f(v_i) = \begin{cases} -2n + 1 + 2i & \text{if } 1 \leq i \leq \frac{n-1}{2} \\ 3n - 2 - 2i & \text{if } \frac{n+1}{2} \leq i \leq n - 1 \end{cases}$$

We have

$$\begin{aligned} f_e[E(M(P_n))] &= \{8 - 4n, 12 - 4n, 16 - 4n, \dots, -2n - 2\} \cup \{n - 3\} \\ &\cup \{4n - 8, 4n - 12, 4n - 16, \dots, 2n + 2\} \\ &\cup \{4 - 2n\} \cup \{9 - 4n, 13 - 4n, 17 - 4n, \dots, -2n - 1\} \cup \{2n\} \\ &\cup \{4n - 9, 4n - 13, 4n - 17, \dots, 2n + 1\} \cup \{7 - 4n, 11 - 4n, 15 - 4n, \dots, -2n - 3\} \\ &\cup \{3 - n\} \cup \{4n - 7, 4n - 11, 4n - 15, \dots, 2n + 3\} \cup \{2n - 4\} \\ f_e[E(M(P_n))] &= \{\pm(n - 3), \pm(2n - 4)\} \cup \{\pm(4n - 8), \pm(4n - 12), \pm(4n - 16), \dots, \pm(2n + 2)\} \\ &\cup \{\pm(4n - 9), \pm(4n - 13), \pm(4n - 17), \dots, \pm(2n + 1)\} \\ &\cup \{\pm(4n - 7), \pm(4n - 11), \pm(4n - 15), \dots, \pm(2n + 3)\} \cup \{2n\} \end{aligned}$$

Thus,  $f$  is a pair sum labeling of  $M(P_n)$ . □

### References

[1] A. J. Gallian, *A dynamic survey of graph labeling*, Electronic Journal of Combinatorics, 1(2018), #DS6.

[2] J. L. Gross, J. Yellen and M. Anderson, *Graph theory and its applications*, Chapman and Hall/CRC, (2018).

[3] A. Krishnaa, *Inner magic and inner antimagic graphs in cryptography*, Journal of Discrete Mathematical Sciences and Cryptography, 22(6)(2019), 1057-1066.

[4] R. Ponraj and J. V. X. Parthipan, *Pair sum labeling of graphs*, J. Indian Acad. Math., 32(2)(2010), 587-595.

[5] R. Ponraj and J. V. X. Parthipan, *Further results on pair sum labeling of trees*, Appl. Math., 2(10)(2011), 1270-1278.



- [6] R. Ponraj, J. V. X Parthipan and R. Kala, *Some results on pair sum labeling of graphs*, Int. J. Mathematical Combin., 4(2010), 53-61.
- [7] R. Ponraj, J. V. X. Parthipan and R. Kala, *A note on pair sum graphs*, J. Scientific Research, 3(2)(2011), 321-329.
- [8] R. Ponraj, J. V. X. Parthipan and R. Kala, *Further results on pair sum graphs*, Appl. Math., 3(3)(2012), 267-275.
- [9] R. Ponraj, J. V. X. Parthipan and R. Kala, *Some new families of pair sum graphs*, J. Math. Comput. Sci., 2(3)(2012), 747-758.
- [10] I. W. Sudarsana, S. A. Suryanto, D. Lusianti and N. P. A. P. S. Putri, *An application of super mean and magic graphs labeling on cryptography system*, Journal of Physics: Conference Series, 1763(1)(2021), 012052.